

# Intelligent

**The trusted independent experts for hand dryers  
and washrooms since 2012.**



# BLACK BINOPTIC MIX

## electronic mixer

Ref. 378MCHB

Mains supply







### DESCRIPTION

**BLACK BINOPTIC MIX electronic mixer - Ref. 378MCHB**





Deck-mounted matte black electronic basin mixer:  
 Independent IP65 electronic control unit.  
 230/12V mains supply with transformer.  
 Flow rate pre-set at 3 lpm at 3 bar, can be adjusted from 1.4 to 6 lpm.  
 Scale-resistant flow straightener.  
 Adjustable duty flush (pre-set flush ~60 seconds every 24 hours after last use).  
 Active infrared presence detection, sensor at the end of the spout optimises detection.  
 Chrome-plated brass body.  
 Matte black chrome finish.  
 PEX flexibles with filters and solenoid valves M3/8".  
 Fixing reinforced by 2 stainless steel rods.  
 Anti-blocking safety.  
 Spout with smooth interior and low volume of water (reduces niches where bacteria can develop).  
 Side temperature control with standard lever and adjustable maximum temperature limiter.  
 Suitable for people with reduced mobility.  
 10-year warranty.

### TECHNICAL CHARACTERISTICS

**BLACK BINOPTIC MIX electronic mixer - Ref. 378MCHB**

Supply	Mains supply 230/12V
Connector	M3/8"
Technology	Electronic
Drop height	110mm
Spout length	135mm
Flow rate	3 lpm
Finish	Matte black chrome
Norms	  
Warranty	

### ADVANTAGES

-  Total hygiene: no manual contact
-  90% water savings
-  100% matte black chrome finish
-  Anti-bacterial proliferation duty flush

