

Intelligent

**The trusted independent experts for hand dryers
and washrooms since 2012.**





A Whole New Platform for Change

KB310 and KB311 Baby Changing Stations



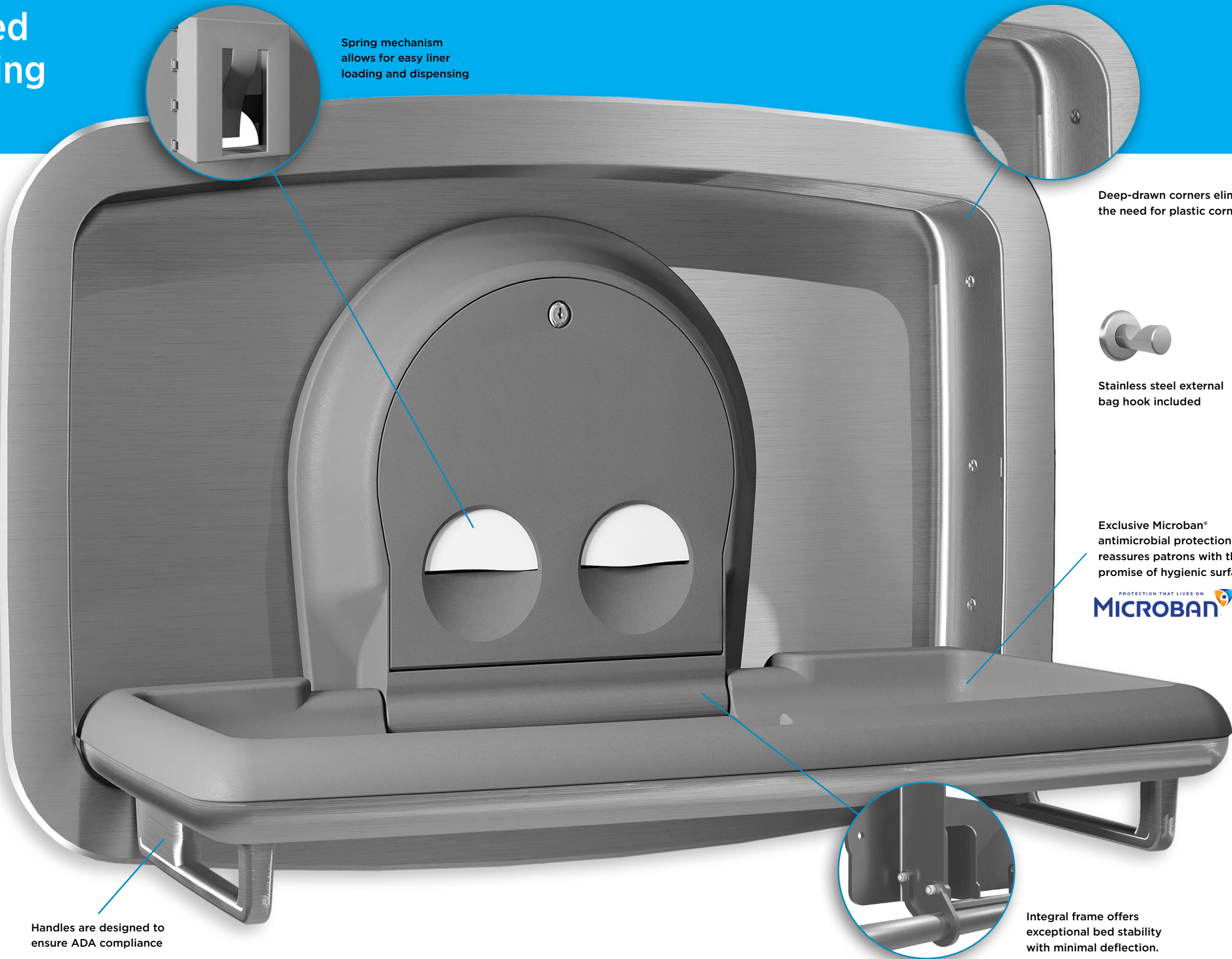
We've Reinvented the Baby Changing Station—Again.

Koala Kare combined our decades-long commitment to compliance with our passion for accommodating families to create our newest baby changing stations. Thanks to direct input from architects and end-users, we've developed our most innovative products ever.

Exclusive Craftsmanship

The KB310/KB311 line represents Koala's investment in unparalleled craftsmanship. The one-piece, deep-drawn, uniform grain stainless steel components eliminate seams, sharp edges and weld lines, and provide a modern visual aesthetic.

Thoughtful patron amenities enhance the end-user experience, and include a redesigned liner dispenser and a convenient bag hook for safely storing a diaper bag off the floor.



KB310/311 Specifications

- Fully compliant with ADA requirements. Meets ASTM and EN Safety Standards.

- Unit has minimal deflection from 90 degrees. Has been tested to support 300lbs (137kg).
- External bag hook is a solid stainless steel rod with satin finish.

- Bed surface manufactured with Microban® antimicrobial product protection and the efficacy of additives has been confirmed by ISO 22196 testing.

- Front panel and flange are one-piece deep-drawn seamless stainless steel with satin finish.
- No plastic covering or visible plastic on the front of the unit and no adhesive labels applied to the front panel.

- Dual-cavity liner dispenser has integral spring tab that dispenses one liner at a time. Equipped with tumbler lock, keyed alike for Bobrick restroom accessories.

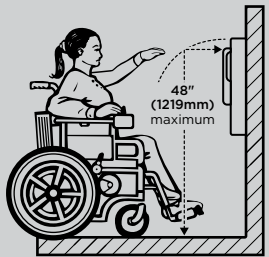
Product Dimensions

- Rough wall opening:
KB310-SSRE Horizontal:
37 1/16" x 21 5/8"
(941mm x 549mm)
KB311-SSRE Vertical:
21 1/2" x 36 3/4"
(546mm x 934mm)

Please note: This product is designed for infants only, up to 3.5 years of age and weighing less than 50 lbs (23kg).

Compliance

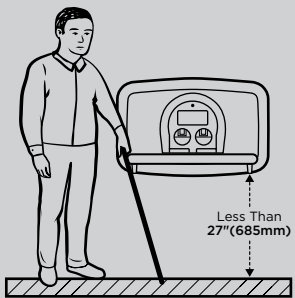
The new units have been designed to meet a comprehensive range of global accessibility requirements



Forward Reach

When closed, the handles are below 48" (1219mm) and guide patrons to operate the unit with less than 5lbs of force. The internal liner dispenser will be below 44" (1117mm).

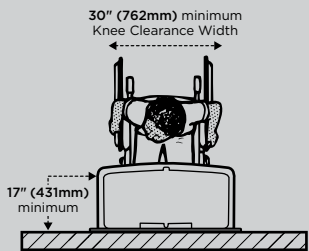
ADAS/TAS/ICC 2009/2017 308.2.1



Protruding Objects

Both the leading edge of the surface mounted unit and the handles on the horizontal unit, when open, fall below 27" (685mm), allowing for cane detection. The recessed unit when closed does not protrude more than 4" (101mm).

ADAS/TAS/ICC 2009/2017 307.2




Knee and Toe Clearance

For wheelchair access, the space between the handles provides more than 30" (762mm) of width and the under side of the unit is over 27" (685mm) above the finished floor. The open unit provides more than 17" (431mm) of depth for toe clearance.

ADAS/TAS/ICC 2009/2017 306

KB310 and KB311 Baby Changing Stations



Stainless steel external bag hook included with each unit.



KB310 Horizontal Recessed



KB310 Horizontal Surface Mount



KB311 Vertical Surface Mount



KB311 Vertical Recessed

Warranty Information

Koala Kare warrants that baby changing stations will be free from defects in material and workmanship under normal use and service, with proper maintenance, for a period of five (5) years.

Maintenance

Koala Kare communicates directly with baby changing station owners to help keep our products in good working order. Our comprehensive maintenance and replacement parts program is easy to access at [Koalabear.com/maintenance-matters](https://www.koalabear.com/maintenance-matters) and helps owners keep their products clean and safe.

