



INTELLIGENT FACILITY SOLUTIONS

Electric Works, 3 Concourse Way, Sheffield, S1 2BJ

United Kingdom Phone UK: +44 (0) 114 354 0047

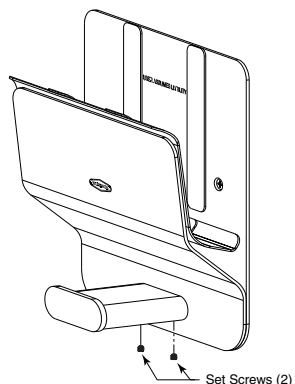
Phone Eire: +353 190 36387

sales@ihdryers.co.uk

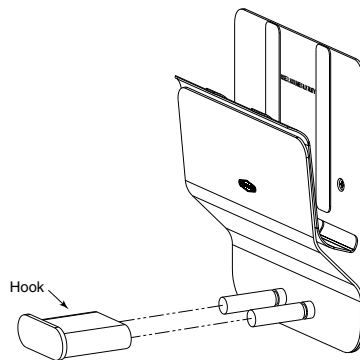
www.intelligenthanddryers.com

INSTRUCTIONS FOR INSTALLATION

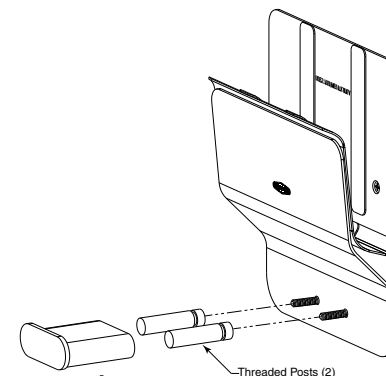
Bobrick KLUTCH B-635 MOBILE DEVICE HOLDER



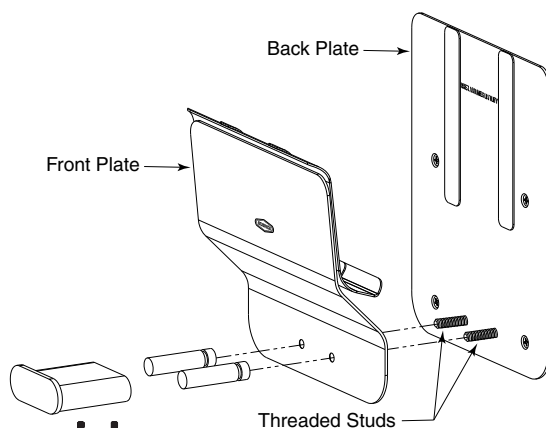
1. Removing set screws located at the bottom of the hook assembly using Allen wrench (not provided).



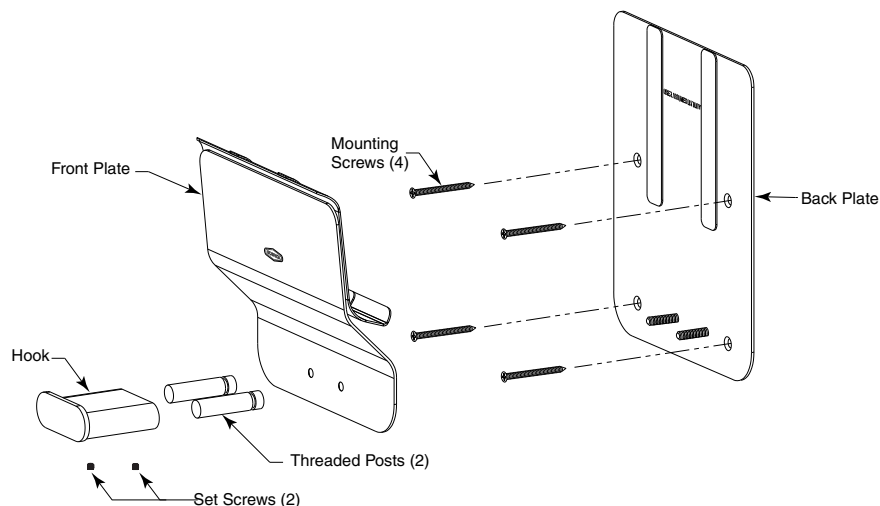
2. Loosen hook.



3. Remove threaded posts by hand.



4. Remove Front-Plate from Back-Plate by pulling the Front-Plate off the threaded studs.



5. Mount unit against the wall at screw hole locations and secure the item by using #8 sheet metal mounting screws (not furnished), length of screw depends on wall-depth (partition-wall to masonry).

Finalize installation and replace the front-plate, threaded posts and hook (including set screws) by proceeding back in reverse direction from 4. to 1.

